


## PEI-Genesis™ Connector Backshell Strain Relief Isolation Tape


Operating temperature: -65°F to +500°F / -54°C to 260°C; Brittle temperature -85°F / -65°C

### FlameShield™ Silicone Rubber Isolation Tape

High Temperature, Heat & Flame Resistant



- Available as Type I unsupported (rectangular end profile), Type II unsupported (triangular end profile). Both Types meeting Mil-I-46852 / AA59163 specifications.
- Also available as supported meeting Mil-I-22444 (rectangular end profile).
- Suitable for all Amphenol / ITT / Canon round and flat backshell strain relief clamps.
- Equivalent to Garmin 249-00114-00 tape for aviation use.
- Self-bonds / self fuses / self amalgamating. No sticky residue or adhesive when removed. Starts fusing upon contact, fully bonded within hours. Excellent cold weather performance. Makes an excellent compression tape. Used to protect wiring at the backshell clamp from clamping damage. Also provides equalization of strain relief.
- Used to build up the diameter of the wire bundle so that the cable clamp on the backshell will hold the wires in situations where too few wires would have resulted in the clamp not contacting the wires, resulting in strain on the connector's internal pins.
- Available as Class 1 Type I and Type II or Class 2 tape Type I and Type II. (Class 1 is inch-pound specification, Class 2 is millimetre-kg specification)
- Available in Oxide-Red and Black.
- Standard tape thickness includes .020", .030" and .040".
- Standard widths include 0.5", 0.75", 1.00", 1.50", 2.00".
- Manufacturer C of C available.




Type I unsupported tape is rectangular in end profile view. It is preferred for making custom bushings, vibration dampers, etc. Type II unsupported tape is triangular in end profile view. It is particularly suitable for wrapping splices, wiring bundles and cables as it forms a smoother surface and minimizes snagging if pulling wiring through bundles. Type I and Type II meet MIL-I-46852 and AA-59163 specifications. Unsupported tape means that there is no fiberglass interweave layer inside the tape, which is used to limit the ultimate elongation of the tape when it is stretched during installation.

The supported version of the tape is rectangular in end profile view (it looks like Type I tape), and includes a fiberglass reinforcement layer to limit the amount of stretch (elongation) that the tape can undergo (which limits how thin the tape results in being after stretching), prevents migration of the silicone under high clamping forces or around high angle bends or sharp corners. Supported tapes meet MIL-I-22444 specification.

MIL-I-46852 and AA-59163 specifications are very similar to MIL-I-22444 specifications, with the exception of the elongation values - which are lower in tapes meeting MIL-I-22444 due to the fiberglass supporting layer.

**PEI-Genesis™ Connector Backshell Strain Relief Isolation Tape/Bushing**  
**500°F / 260°C: FlameShield™ Silicone Rubber Isolation Tape**  
**High Temperature, Heat & Flame Resistant**



**PEI-Genesis™ Connector Backshell Strain Relief Isolation Tape**  
**Meets MIL-I-46852 / A-A-59163 / ABS 5334 Specifications - Type I and Type II Version**  
**MIL-I-22444 Supported Version**

Part Number	Tape Width Inches / mm	Thickness inches / mm	Color / Type / Profile
<b>Unsupported MIL-I-46852 / AA-59163 Type I and Type II tapes below</b>			
T-SR-PEI-GENESIS-08-RBK-20	1/2 / 12.7	0.020 / 0.508	Black / I / Rectangular
T-SR-PEI-GENESIS-08-RXX-30	1/2 / 12.7	0.030 / 0.760	Black or Oxide-red / I / Rectangular
T-SR-PEI-GENESIS-10-RBK-20	5/8 / 15.7	0.020 / 0.508	Black / I / Rectangular
T-SR-PEI-GENESIS-12-RXX-20	3/4 / 19	0.020 / 0.508	Black or Oxide-red / I / Rectangular
T-SR-PEI-GENESIS-16-TXX-20	1 / 25.4	0.020 / 0.508	Black or Oxide-red / II / Triangular
T-SR-PEI-GENESIS-16-RXX-20	1 / 25.4	0.020 / 0.508	Black or Oxide-red / I / Rectangular
T-SR-PEI-GENESIS-16-TXX-30	1 / 25.4	0.030 / 0.760	Black or Oxide-red / II / Triangular
T-SR-PEI-GENESIS-16-RXX-30	1 / 25.4	0.030 / 0.760	Black or Oxide-red / I / Rectangular
T-SR-PEI-GENESIS-16-TXX-40	1 / 25.4	0.040 / 1.000	Black or Oxide-red / II / Triangular
T-SR-PEI-GENESIS-16-RXX-40	1 / 25.4	0.040 / 1.000	Black or Oxide-red / I / Rectangular
T-SR-PEI-GENESIS-24-RXX-20	1 1/2 / 38.1	0.020 / 0.508	Black or Oxide-red / I / Rectangular
T-SR-PEI-GENESIS-24-RXX-12	1 1/2 / 38.1	0.012 / 0.304	Black or Oxide-red / I / Rectangular
On the above tapes that are Type II, the guideline color is: blue on .020" thick tapes / white on .030" thick tapes / green on .040" thick tapes			
<b>Supported MIL-I-22444 tapes below</b>			
T-SR-PEI-GENESIS-16-S25XX-20	1 / 25.4	0.020 / 0.508	Black or Oxide-red
T-SR-PEI-GENESIS-16-S25XX-40	1 / 25.4	0.040 / 1.01	Black or Oxide-red

- Standard roll length is 36 feet / 12 Yards / 10.9 Metres; other lengths available.
- For the XX value (color code): OR = Oxide-Red, BK = Black

All trademarks and tradenames are property of their respective owner